

Sling Fitting Protocol



Client Information: Name: Room:

Facility: Lift Used: Hanger Bar Used:

Sling Model: Name/Article Number: Fabric: Size:

Loops for back: Green Strap Yellow Strap Red Straps

Loops for legs: Green Strap Yellow Strap Red Straps

Extension Loops Back:

- 21180-10 [10cm/3.9"]
- 21180-15 [15cm/5.9"]
- 21180-20 [20cm/7.8"]
- 21180-25 [25cm/9.8"]
- 21180-35 [35cm/13.7"]

Extension Loops Legs :

- 21180-10 [10cm/3.9"]
- 21180-15 [15cm/5.9"]
- 21180-20 [20cm/7.8"]
- 21180-25 [25cm/9.8"]
- 21180-35 [35cm/13.7"]

Transfer Situation:

Arm placement:

Leg Placement:

Suspension:

Accessories required:

21146 Leg Padding - Small

21146 Leg Padding - Medium

21146 Leg Padding - Large

25102 Reinforced Leg Support - One Size


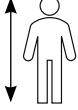


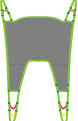









50866 Upholstered Cover for Hanger Bar

Do not use in wet environments.

Notes:

Fitting Protocol Completed by: Position/Title: Date:

Size guidelines:

 KG					
User weight kg/lbs	Client length cm/inch	Client back height* cm/inch	Client hip width* cm/inch	Recommended Size*	Color
15-20 / 33-44	110-130 / 43-51	55-65 / 22-25	23-30 / 9-12	Junior Small (JS)	
20-35 / 44-77	120-150 / 47-59	60-75 / 23-29	29-38 / 11-15	Junior Medium (JM)	
30-60 / 66-132	140-170 / 55-67	70-85 / 27-33	36-42 / 14-17	Small (S)	
55-90 / 121-198	160-190 / 63-75	80-95 / 31-37	41-47 / 16-19	Medium (M)	
85-120 / 187-264	180-206 / 71-81	90-103 / 35-40	46-55 / 18-22	Large (L)	
110-150 / 242-330	180-210 / 81-83	98-112 / 38-44	54-67 / 21-26	Extra Large (XL)	
140-200 / 309-441	180-210 / 81-83	103-117 / 40-46	60-74 / 23-29	Extra Extra Large (XXL)	
190-300 / 419-661	180-210 / 81-83	108-125 / 42-49	63-78 / 25-31	Extra Extra Extra Large (XXXL)	

* To measure the client back height, measure from the clients coccyx to the top of the head.

* To measure the client hip width, have the client sitting down and measure in a straight line (not the circumference).

* These sizes are recommendations only. A correct fitting must always be carried out by clinically knowledgeable personnel using the sling's user manual. Please be aware that some slings are not available in all sizes. You can find drawings on each sling in the user manual, delivered with the product and available on our websites.

Fitting Protocol Completed by:

Name:

Date: Position/Title:



Important! This fitting protocol does not replace the user manual. Read all instructions before use!