

Sling Solutions

Human Care offers a broad range of anatomically designed slings developed with the safety and comfort of the patient in mind. Our portfolio includes more than 29 different models of slings offered in a variety of sizes and fabrics to accommodate a vast number of applications and needs.

Hygiene Series

Our bathing and toileting slings are made of a Polyester Net, an ideal fabric for bathing and showering. This soft, thin material breathes and dries quickly and has some elasticity to allow it to be left behind the patient in a chair or bed for a short period of time.



Bath Sling
Model #25035

Suitable for:



- Suitable for patients with poor trunk stability
- Reinforced back and legs
- Shoulder height, divided legs
- Sling can be used with or without removable back slats
- Upright seating



Toileting Sling
Model #25085

Suitable for:



- Reinforced back and legs
- Suitable for patients with poor trunk stability and good head stability
- Optional waist belt
- Wide, divided legs and padding under arms
- Available in a polyester material (Model #25080)
- Upright seating



Toileting Sling High
Model #25090

Suitable for:



- Adjustable, padded neck support
- Suitable for patients with poor trunk and head stability
- Optional waist belt
- Wide, divided leg parts and padding under arms
- Reclined (backward tilted) position



A spacious, comfortable lifting position

Our bathing and toileting slings can be used with a 2-point, 3-point or 4-point suspension on both our fixed HeliQ and portable Roomer S and Altair lifts.

The 2-point suspension offers upright seating that makes it much easier to get the client in a correct 90 degree position in a chair.

The 3-point suspension offers an elongated sitting position and more even weight distribution which is especially suitable for patients with an increased risk of pressure sores.

The 4-point suspension also offers an elongated position with the added benefit of extra space for those more robust patients.



Elongated versus Upright

An elongated or backward tilted position prevents the user from sliding out of the sling and is especially beneficial for those hypertonic users that have a tendency to overstress themselves (spastic performance) or those hypotonic users with lesser body control. In cases where a user has a different point of gravity, such as an amputation, the elongated position is preferred. The upright position, on the other hand, is ideal when seating as it ensures proper positioning in the chair.



Amputee Sling
Model #25140

Suitable for:



- Suitable for amputees, patients with hip problems or patients with increased risk of sliding out of sling
- Must have good head control
- Reinforced back and slightly reclined position
- Can be used with a belt
- Ideal for showering/rehab pools



Choose the right sling

What is the sling being used for?

To/From a bed	Bathing/Toileting	To/From a chair	Gait training/mobilization	To/From the floor	Dressing/Undressing

What size do you need?

Junior - Approx. Patient Weight	Adult - Approx. Patient Weight	Bariatric - Approx. Patient Weight
JS 33-44lb/ 15-20kg	S 66-132lb/ 30-60kg	XL 242-309lb/ 110-140kg
JM 44-77lb/ 20-35kg	M 121-198lb/ 55-90kg	XXL 275-500lb/ 125-227kg
JL 77-110lb/ 35-50kg	L 187-265lb/ 85-120kg	XXXL 350-1000lb/ 159-454kg

Choose the right fabric/finish

	Polyester Durable and easy to maintain		Polyester Net Flexible and airy; dries quickly		Trevira Soft and comfortable; flame retardant
	Polyester Ventilated for maximum breathability		Cotton Ideal for single patient use		Clip or Loop Sling Two attachment styles

Assess the user

Measurements	User Weight	Assess capabilities
	250kg/551 lb	
Measure the back width and height, thoracenter to thoracenter (while seated).	Ensure that the patient does not exceed the maximum weight capacity of these slings.	Does the user need assistance? Do they have muscle strength and tone? Are they anxious or have fragile skin? ¹

¹Sampling of questions. See our Sling Evaluation form to assist in assessment of the user's capabilities.

Technical Specifications

Bath Sling	Part no	A	B	C
Junior Small	25035-JS	22cm/8.6"	56cm/22"	53cm/20.9"
Junior Medium	25035-JM	28cm/11"	63cm/24.8"	58cm/22.8"
Small	25035-S	35cm/13.8"	76cm/29.9"	62cm/24.4"
Medium	25035-M	40cm/15.7"	86cm/33.9"	62cm/24.4"
Large	25035-L	44cm/17.3"	98cm/38.6"	63cm/24.8"
XLarge	25035-XL	48cm/18.9"	102cm/40.1"	64cm/25.2"

Toileting Sling (also available in polyester - Model #25080)

Junior Medium	25085-JM	28cm/11"	67cm/26.3"	26cm/10.2"
Small	25085-S	32cm/12.6"	74cm/29.1"	30cm/11.8"
Medium	25085-M	48cm/18.9"	90cm/35.4"	33cm/13"
Large	25085-L	49cm/19.3"	97cm/38.2"	33cm/13"
XLarge	25085-XL	56cm/22"	100cm/39.4"	38cm/15"

Toileting Sling High

Junior Medium	25090-JM	28cm/11"	73cm/28.7"	70cm/27.6"
Small	25090-S	32cm/12.6"	82cm/32.3"	74cm/29.1"
Medium	25090-M	48cm/18.9"	92cm/36.2"	83cm/32.7"
Large	25090-L	49cm/19.3"	99cm/39"	90cm/35.4"
XLarge	25090-XL	56cm/22"	101cm/39.8"	100cm/39.4"

Amputee Sling

Junior Medium	25140-JM	19cm/7.4"	61cm/24.1"	55cm/21.7"
Small	25140-S	26cm/10.2"	72cm/28.3"	57cm/22.4"
Medium	25140-M	36cm/14.2"	78cm/30.7"	59cm/23.2"
Large	25140-L	46cm/18.1"	88cm/34.6"	62cm/24.4"
XLarge	25140-XL	50cm/19.6"	101cm/39.8"	65cm/25.6"

Also read our other sling solution brochures: General Purpose Series, Specific Needs Series, Repositioning Series and Bariatric Series.

HUMAN CARE SWEDEN (HQ)
Årstängsvägen 21B
117 43 Stockholm
Phone: +46 8 665 35 00
Fax: +46 8 665 35 10
info.se@humancaregroup.com

HUMAN CARE AUSTRALIA
Phone: +61 1300 132 736
Fax: +61 03 9645 4954
info.au@humancaregroup.com

HUMAN CARE NETHERLANDS
Phone: +31 577 412 171
Fax: +31 577 412 170
info.nl@humancaregroup.com

HUMAN CARE CANADA
Phone: 613.723.6734
Fax: 613.723.1058
info.ca@humancaregroup.com

HUMAN CARE UNITED STATES
Phone: 512.476.7199
Fax: 512.476.7190
info.us@humancaregroup.com



HUMAN CARE
Your Life. Your Way.



"We provide sling solutions to reduce injuries and make safe patient handling possible."

Sling Solutions
 Hygiene Series

Sling Solutions

Human Care offers a broad range of anatomically designed slings developed with the safety and comfort of the patient in mind. Our portfolio includes more than 29 different models of slings offered in a variety of sizes and fabrics to accommodate a vast number of applications and needs.

Specific Needs Series

Sometimes a sling is only needed for a specific purpose such as gait training, while at other times it is for a physical requirement, such as an amputation. Whatever the reason, we offer an assortment of slings with optional accessories to meet each individual need. Our Amputee, Activity and Multi slings are made of a durable, polyester fabric, making them easy to apply, clean and remove. Our Comfort slings are the ideal option for pain sensitive users as the Trevira material is not only comfortable, but does not promote skin breakdown.




Amputee Sling Model #25040

Suitable for:



- Suitable for amputees, patients with hip problems or patients with increased risk of sliding out of sling
- Must have good head control
- Reinforced back and slightly reclined position
- Can be used with a belt
- Also available in a Polyester Net (Model 25140) that can be used for showering/rehab pools

JM S M L XL




Comfort Sling Model #25060

Suitable for:



- No reinforcements, handles or divided legs
- Trevira is a breathable fabric that easily adapts to patients body and promotes less repositioning
- Suitable for patients with pain
- Reclined sitting position

JM S M L XL



Activity Sling Model #25100

Suitable for:



- Designed for children or young teens (13-18 years old or 40-60kg) to offer support for gait training or rehab
- With head support
- Optional hip belt, waist belt, shoulder pads or neck pillow
- Applied in the supine position

JS JM JL S




Comfort Sling High Model #25065

Suitable for:



- Same features as the Comfort sling but with extra head support
- Both slings must be applied while the patient is lying down
- Trevira fabric provides optimal comfort and does not promote skin breakdown
- Flame retardant material

JM S M L XL



Multi Sling Model #25105

Suitable for:



- The perfect choice for gait training/rehab
- Suitable for patients with some body stability
- With head support, shoulder support, groin support, chest belt
- Can be used for dressing/undressing

S M L XL

Multi Sling Optional Accessories



Neck Pillow
Model #25150



Extension Loops
Model #21180



Hip Belt
Model #25107



Waist Belt (Velcro)
Model #25145
Waist Belt (Safety Lock)
Model #25146

Choose the right sling

What is the sling being used for?

To/From a bed	Bathing/Toileting	To/From a chair	Gait training/mobilization	To/From the floor	Dressing/Undressing

What size do you need?

Junior - Approx. Patient Weight	Adult - Approx. Patient Weight	Bariatric - Approx. Patient Weight
JS 33-44lb/ 15-20kg	S 66-132lb/ 30-60kg	XL 242-309lb/ 110-140kg
JM 44-77lb/ 20-35kg	M 121-198lb/ 55-90kg	XXL 275-500lb/ 125-227kg
JL 77-110lb/ 35-50kg	L 187-265lb/ 85-120kg	XXXL 350-1000lb/ 159-454kg

Choose the right fabric/finish

	Polyester Durable and easy to maintain		Polyester Net Flexible and airy; dries quickly		Trevira Soft and comfortable; flame retardant
	Polyester Ventilated for maximum breathability		Cotton Ideal for single patient use		Clip or Loop Sling Two attachment styles

Assess the user

Measurements	User Weight	Assess capabilities
	25040, 25060, 25065: 250kg/551lb 25100: 100kg/220lb 25105: 150kg/330lb	
Measure the back width and height, thoracenter to thoracenter (while seated).	Ensure that the patient does not exceed the maximum weight capacity of these slings.	Does the user need assistance? Do they have muscle strength and tone? Are they anxious or have fragile skin? ¹

¹Sampling of questions. See our Sling Evaluation form to assist in assessment of the user's capabilities.

Technical Specifications

Amputee Sling	Part no	A	B	C
Junior Medium	25040-JM	19cm/7.4"	61cm/24.1"	55cm/21.7"
Small	25040-S	26cm/10.2"	72cm/28.3"	57cm/22.4"
Medium	25040-M	36cm/14.2"	78cm/30.7"	59cm/23.2"
Large	25040-L	46cm/18.1"	88cm/34.6"	62cm/24.4"
XLarge	25040-XL	50cm/19.6"	101cm/39.8"	65cm/25.6"

Activity Sling

Junior Small	25100-JS	37cm/14.6"	27cm/10.6"	69cm/27.1"
Junior Medium	25100-JM	39cm/15.3"	30cm/11.8"	75cm/29.5"
Junior Large	25100-JL	41cm/16.1"	33cm/13"	81cm/31.9"
Small	25100-S	43cm/16.9"	39cm/15.3"	87cm/34.3"

Multi Sling

Small	25105-S	86cm/33.9"	36cm/14.2"	20cm/7.9"
Medium	25105-M	104cm/40.9"	38cm/15"	20cm/7.9"
Large	25105-L	122cm/48"	40cm/15.8"	20cm/7.9"
XLarge	25105-XL	140cm/55.1"	42cm/16.5"	20cm/7.9"

Comfort Sling

Junior Medium	25060-JM	76cm/30"	73cm/28.7"	90cm/35.4"
Small	25060-S	76cm/30"	80cm/31.5"	100cm/39.3"
Medium	25060-M	86cm/33.9"	90cm/35.4"	110cm/43.3"
Large	25060-L	96cm/37.8"	105cm/41.3"	116cm/45.7"
XLarge	25060-XL	106cm/41.7"	118cm/46.5"	120cm/47.2"

Comfort Sling High

Junior Medium	25065-JM	76cm/30"	73cm/28.7"	111cm/43.7"
Small	25065-S	76cm/30"	80cm/31.5"	122cm/48"
Medium	25065-M	86cm/33.9"	90cm/35.4"	134cm/52.8"
Large	25065-L	96cm/37.8"	105cm/41.3"	139cm/54.7"
XLarge	25065-XL	106cm/41.7"	118cm/46.5"	145cm/57.1"

Also read our other sling solution brochures: General Purpose Series, Hygiene Series, Repositioning Series and Bariatric Series.

HUMAN CARE SWEDEN (HQ)
Arstaängsvägen 21B
117 43 Stockholm
Phone: +46 8 665 35 00
Fax: +46 8 665 35 10
info.se@humancaregroup.com

HUMAN CARE AUSTRALIA
Phone: +61 1300 132 736
Fax: +61 03 9645 4954
info.au@humancaregroup.com

HUMAN CARE NETHERLANDS
Phone: +31 577 412 171
Fax: +31 577 412 170
info.nl@humancaregroup.com

HUMAN CARE CANADA
Phone: 613.723.6734
Fax: 613.723.1058
info.ca@humancaregroup.com

HUMAN CARE UNITED STATES
Phone: 512.476.7199
Fax: 512.476.7190
info.us@humancaregroup.com



HUMAN CARE
Your Life. Your Way.



"We provide sling solutions to reduce injuries and make safe patient handling possible."

Sling Solutions
Specific Needs Series



Repositioning Series

Our positioning slings are designed to assist a caregiver to safely and securely perform safe patient handling during both sudden or intended positioning/repositioning, turning and lateral transfer with the patient in a supine position. They come in two different types - reusable or single patient use - both of which are designed to assist a caregiver to safely and securely perform safe patient handling.

Reusable Portfolio

Ideal for critical care units, our ventilated slings can be placed and left behind the patient like a sheet. The plyable material is not only breathable, but has moisture-wicking properties. With three options, including two bariatric, our slings can accommodate up to 484kg/1000 lb.



Positioning Sling, Ventilated
Model #NSB-401ST, NSB-410-ST-L/XL

Suitable for:



- Eight reinforced straps (6 body, 2 head)
- Model NSB-410 is made of a ventilated Polyester material which allows the sling to remain behind the patient like a sheet, which is ideal for critical care units
- Breathable, plyable material with moisture-wicking properties
- Ideal for sudden repositioning requirements



Single Patient Use Slings

Our single patient use sling offers the convenient option of disposal after use combined with the added benefit of hygiene control. Reinforced straps ensure durability and ease of use for sudden positioning change requirements. All slings straps are positioned to ensure optimal comfort and safety to the patient.



Positioning Sling
Model #NSB-451U

Suitable for:




- Eight reinforced straps (6 body, 2 head)
- Made of a Polyester/Cotton blend
- Convenient option of disposal after use
- Helps with hygiene control as sling is used only on one patient at a time



Proper Positioning Techniques



The correct application of the positioning slings is with the label facing up and away from any contact with the skin. The center of the sling should line up with the patient's spine.



Roll the patient onto his/her side and place the sling beside the patient, keeping one side of the sling even with the bed. Line up the top of the sling approximately 1-2 inches above the patient's head. Gently press the sling down and under the patient.



Roll the patient onto his/her back and gently pull the sling through with the palms up and keeping the knuckles on the bed to prevent any skin shearing.



Roll the patient onto his/her other side and pull the sling flat onto the bed. The sling should line up with the edge of the bed (designed to fit a standard hospital bed).



Orient the hanger bar so the longest width is head to toe and not across the shoulders. The two loops will be symmetrically attached to each of the four hooks. Hold the lift away from the patient's head with one hand as it raises. Pause when straps tighten to check they are securely attached to the hooks.

Sling Solutions

Human Care offers a broad range of anatomically designed slings developed with the safety and comfort of the patient in mind. Our portfolio includes more than 29 different models of slings offered in a variety of sizes and fabrics to accommodate a vast number of applications and needs.

Choose the right sling

What is the sling being used for?

To/From a bed	Bathing/Toileting	To/From a chair	Gait training/mobilization	To/From the floor	Dressing/Undressing

What size do you need?

Junior - Approx. Patient Weight	Adult - Approx. Patient Weight	Bariatric - Approx. Patient Weight
JS 33-44lb/ 15-20kg	S 66-132lb/ 30-60kg	XL 242-309lb/ 110-140kg
JM 44-77lb/ 20-35kg	M 121-198lb/ 55-90kg	XXL 275-500lb/ 125-227kg
JL 77-110lb/ 35-50kg	L 187-265lb/ 85-120kg	XXXL 350-1000lb/ 159-454kg

Choose the right fabric/finish

Polyester <i>Durable and easy to maintain</i>	Polyester Net <i>Flexible and airy; dries quickly</i>	Trevira <i>Soft and comfortable; flame retardant</i>
Polyester <i>Ventilated for maximum breathability</i>	Cotton <i>Ideal for single patient use</i>	Clip or Loop Sling <i>Two attachment styles</i>

Assess the user

Measurements	User Weight	Assess capabilities
	up to 454kg/ 1000lb²	
Measure the back width and height, throcanter to throcanter (while seated).	Ensure that the patient does not exceed the maximum weight capacity of these slings. ²	Does the user need assistance? Do they have muscle strength and tone? Are they anxious or have fragile skin? ¹

¹Sampling of questions. See our Sling Evaluation form to assist in assessment of the user's capabilities.

² Refer to table for weight capacity.

Technical Specifications

Reusable Repositioning Slings	Part no	A	B	Weight Capacity
One Size	NSB-401-ST	107cm/42.1"	198cm/78"	454kg/1000lb
Large	NSB-410-ST-L	132cm/52"	208cm/81.9"	454kg/1000lb
XLarge	NSB-410-ST-XL	147cm/57.9"	208cm/81.9"	454kg/1000lb

Single Patient Use Repositioning Slings				
One Size	NSB-451-U	105cm/41.3"	168cm/66.1"	318kg/700lb

Distributed by:

Also read our other sling solution brochures: General Purpose Series, Hygiene Series, Specific Needs Series and Bariatric Series.

Note: Not all repositioning slings are available for sale in all countries.

HUMAN CARE SWEDEN (HQ)
Årstaängsvägen 21B
117 43 Stockholm
Phone: +46 8 665 35 00
Fax: +46 8 665 35 10
info.se@humancaregroup.com

HUMAN CARE AUSTRALIA
Phone: +61 1300 132 736
Fax: +61 03 9645 4954
info.au@humancaregroup.com

HUMAN CARE NETHERLANDS
Phone: +31 577 412 171
Fax: +31 577 412 170
info.nl@humancaregroup.com

HUMAN CARE CANADA
Phone: 613.723.6734
Fax: 613.723.1058
info.ca@humancaregroup.com

HUMAN CARE UNITED STATES
Phone: 512.476.7199
Fax: 512.476.7190
info.us@humancaregroup.com



HUMAN CARE
Your Life. Your Way.

Sling Solutions
Repositioning Series

“We provide sling solutions to reduce injuries and make safe patient handling possible.”

Sling Solutions

Human Care offers a broad range of anatomically designed slings developed with the safety and comfort of the patient in mind. Our portfolio includes more than 29 different models of slings offered in a variety of sizes and fabrics to accommodate a vast number of applications and needs.

Bariatric Series

Our bariatric series of slings have a high weight capacity and a generous overall width to offer a stretched seating position that is well-suited for heavier patients. Reinforced support ensures added patient safety. Available in assorted materials and designs, our bariatric solutions will accommodate the different lifting needs that bariatric patients often require.

Reusable Slings



Highback Plusline Sling

Model #25120

Suitable for:



- Divided legs and reinforced head support
- Reinforced pressure relieving leg parts
- Recommended use with 4-point suspension as it provides a stretched seating posture (part no 70800)
- Reclined seating offers balanced weight distribution
- Polyester Net and Polyester material (combined)

S M L XL



Full Body Sling

Model #25010

Suitable for:



- Reinforced head support and divided legs
- Suitable for patients with poor trunk stability
- No handles, reinforcements or padding at the back
- Reclined sitting position
- Polyester material
- Suitable for multiple applications

XXL XXXL



General Purpose Sling

Model #NSB-103, NSB-103C, NSB-109

Suitable for:



- Divided leg parts and medium height back
- Built-in flexibility to achieve proper leg and body positioning with cushioned support
- Some upper body control required
- Available with clips (NSB-103C Polyester) or loops (NSB-103 Polyester Net)
- Model #NSB-103C available only in sizes Small to XLarge

S M L XL XXL

Single Patient Use Slings



General Purpose Sling

Model #NSB-104C, NSB-105

Suitable for:



- Divided legs and high back for added support
- Wicks away fluids and can be left behind patient
- Promotes infection control as it can only be used by one patient at a time
- Made from a strong but soft polyester/cotton blend
- Ideal for a seated, horizontal or semi-recumbent transfer
- Can be used with a spreader bar (like our ESB part no 92441/2/3)

S M L XL



Model #NSB104C

Our single patient use slings offer the convenient option of disposal after use combined with the added benefit of hygiene control. Available with either reinforced straps that ensure durability and ease of use or with clips for easy and secure attachment, either option is ideal solution for sudden positioning change requirements. All slings are designed to assist a caregiver to safely and securely perform safe patient handling and feature straps that are positioned to ensure optimal comfort and safety for the patient.

Whenever possible, use a 4-point suspension when lifting bariatric patients as it creates an elongated sitting position as well as a more comfortable lifting experience for the individual being lifted.



humancaregroup.com

Choose the right sling

What is the sling being used for?

To/From a bed	Bathing/Toileting	To/From a chair	Gait training/mobilization	To/From the floor	Dressing/Undressing

What size do you need?

Junior - Approx. Patient Weight	Adult - Approx. Patient Weight	Bariatric - Approx. Patient Weight
JS 33-44lb/ 15-20kg	S 66-132lb/ 30-60kg	XL 242-309lb/ 110-140kg
JM 44-77lb/ 20-35kg	M 121-198lb/ 55-90kg	XXL 275-500lb/ 125-227kg
JL 77-110lb/ 35-50kg	L 187-265lb/ 85-120kg	XXXL 350-1000lb/ 159-454kg

Choose the right fabric/finish

	Polyester Durable and easy to maintain		Polyester Net Flexible and airy; dries quickly		Trevira Soft and comfortable; flame retardant
	Polyester Ventilated for maximum breathability		Cotton Ideal for single patient use		Clip or Loop Sling Two attachment styles

Assess the user

Measurements	User Weight	Assess capabilities
	up to 454kg/ 1000lb²	
Measure the back width and height, throcanter to throcanter (while seated).	Ensure that the patient does not exceed the maximum weight capacity of these slings. ²	Does the user need assistance? Do they have muscle strength and tone? Are they anxious or have fragile skin? ¹

¹Sampling of questions. See our Sling Evaluation form to assist in assessment of the user's capabilities.

² Refer to weight capacity chart.

Technical Specifications

Highback Plusline 25120	Part no	A	B	C
Small	25120-S	25cm/9.8"	81cm/31.9"	84cm/33.1"
Medium	25120-M	38cm/15"	98cm/38.6"	95cm/37.4"
Large	25120-L	48cm/18.9"	117cm/46.1"	105cm/41.3"
XLarge	25120-XL	52cm/20.5"	132cm/52"	116cm/45.7"

Full Body Sling 25010

XXLarge	25010-XXL	44cm/17.3"	111cm/43.7"	106cm/41.7"
XXXLarge	25010-XXXL	44cm/17.3"	118cm/46.5"	108cm/42.5"

General Purpose NSB-103/109

Small	NSB-103-S	24cm/9.3"	78cm/30.5"	84cm/33"
Medium	NSB-103-M	43cm/16.8"	97cm/38.3"	88cm/34.8"
Large	NSB-103-L	53cm/21"	114cm/45"	103cm/40.5"
XLarge	NSB-103-XL	68cm/26.8"	133cm/52.5"	114cm/45"
XXLarge	NSB-109-2XPX	62cm/24.5"	145cm/57"	146cm/57.5"

General Purpose NSB-103C/104C/105C

Small	NSB-103C/*-S	30cm/12"	84cm/33"	78cm/31"
Medium	NSB-103C/*-M	43cm/17"	88cm/35"	97cm/38"
Large	NSB-103C/*-L	53cm/21"	103cm/41"	114cm/45"
XLarge	NSB-103C/*-XL	68cm/27"	114cm/45"	133cm/53"

Sling Weight Capacities

Model #	Weight Capacity	Model #	Weight Capacity
25120	318kg/700lb	NSB-109-2PXX	454kg/1000lb
25010-XXL/XXXL	300kg/661lb	NSB-104C	318kg/700lb
NSB-103/NSB-103C	318kg/700lb	NSB-105	318kg/700lb

Also read our other sling solution brochures: General Purpose Series Hygiene Series, Specific Needs Series and Repositioning Series.

Note: Not all bariatric slings are available for sale in all countries.

HUMAN CARE SWEDEN (HQ)
Årstaängsvägen 21B
117 43 Stockholm
Phone: +46 8 665 35 00
Fax: +46 8 665 35 10
info.se@humancaregroup.com

HUMAN CARE AUSTRALIA
Phone: +61 1300 132 736
Fax: +61 03 9645 4954
info.au@humancaregroup.com
HUMAN CARE NETHERLANDS
Phone: +31 577 412 171
Fax: +31 577 412 170
info.nl@humancaregroup.com

HUMAN CARE CANADA
Phone: 613.723.6734
Fax: 613.723.1058
info.ca@humancaregroup.com
HUMAN CARE UNITED STATES
Phone: 512.476.7199
Fax: 512.476.7190
info.us@humancaregroup.com



HUMAN CARE
Your Life. Your Way.



“We provide sling solutions to reduce injuries and make safe patient handling possible.”

Sling Solutions
 Bariatric Series

Sling Solutions

Human Care offers a broad range of anatomically designed slings developed with the safety and comfort of the patient in mind. Our portfolio includes more than 29 different models of slings offered in a variety of sizes and fabrics to accommodate a vast number of applications and needs.

General Purpose Series

Our general purpose slings are available in models with head support or without. Both can be used in most lifting situations, fit most patients and are an optimal choice when it is unknown who will be using the sling. Our general purpose slings come in a variety of fabrics, seating positions and sizes to accommodate most needs. The Polyester Net and Trevira options allow the sling to be left behind the patient for a short period of time after the transfer is complete which makes these slings the ideal choice when transferring into a chair or other seating.

Without extra head support



JS JM S M L XL

Basic Sling Model #25045, 25050, 25070

- Available in Polyester Net (25045), Trevira (25050) or Polyester (25070)
- Adapts to the patient's body and offers good support for the entire back
- Trevira and Polyester Net can remain behind patient
- Upright seating position



Model #25045
Polyester Net



Model #25070
Polyester

With extra head support



S M L XL XXL XXXL

Full Body Sling Model #25005, 25010

- Extra head support and divided legs
- Suitable for patients with poor trunk stability
- No handles, reinforcements or padding
- Reclined sitting position
- Model #25005 available only in sizes S to XL



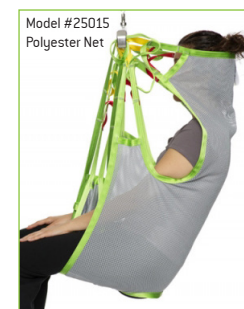
Model #25005
Polyester Net



JS JM S M L XL

Sit Sling Model #25030

- Reinforced back and legs
- Suitable for patients with poor trunk stability
- Optional waist belt
- Divided legs and shoulder height
- Polyester fabric makes sling application fast and simple



JS JM S M L XL

Silhouette Sling Model #25015, 25020

- Extra head support and divided legs
- Narrow overall width make it an ideal option for users who are smaller in stature
- No handles, reinforcements or padding
- Can be left behind patient after transfer is done



Model #25020
Trevira

Suitable for:



Choose the right sling

What is the sling being used for?

To/From a bed	Bathing/Toileting	To/From a chair	Gait training/mobilization	To/From the floor	Dressing/Undressing

What size do you need?

Junior - Approx. Patient Weight	Adult - Approx. Patient Weight	Bariatric - Approx. Patient Weight
JS 33-44lb/ 15-20kg	S 66-132lb/ 30-60kg	XL 242-309lb/ 110-140kg
JM 44-77lb/ 20-35kg	M 121-198lb/ 55-90kg	XXL 275-500lb/ 125-227kg
JL 77-110lb/ 35-50kg	L 187-265lb/ 85-120kg	XXXL 350-1000lb/ 159-454kg

Choose the right fabric/finish

	Polyester <i>Durable and easy to maintain</i>		Polyester Net <i>Flexible and airy; dries quickly</i>		Trevira <i>Soft and comfortable; flame retardant</i>
	Polyester <i>Ventilated for maximum breathability</i>		Cotton <i>Ideal for single patient use</i>		Clip or Loop Sling <i>Two attachment styles</i>

Assess the user

Measurements	User Weight	Assess capabilities
	250kg/551 lb	
Measure the back width and height, throcanter (while seated).	Ensure that the patient does not exceed the maximum weight capacity of these slings. ²	Does the user need assistance? Do they have muscle strength and tone? Are they anxious or have fragile skin? ¹

¹Sampling of questions. See our Sling Evaluation form to assist in assessment of the user's capabilities.

² 25010-XXL, 25010-XXXL maximum user weight 661lb/300kg

Also read our other sling solution brochures: Hygiene Series, Specific Needs Series, Repositioning Series and Bariatric Series.

Technical Specifications

Basic Sling 25045/50/70*	Part no	A	B	C
Junior Small	25045/*-JS	22cm/8.7"	62cm/24.4"	50cm/19.7"
Junior Medium	25045/*-JM	28cm/11"	65cm/25.6"	54cm/21.3"
Small	25045/*-S	35cm/13.8"	77cm/30.3"	58cm/22.8"
Medium	25045/*-M	40cm/15.7"	88cm/34.6"	63cm/24.8"
Large	25045/*-L	44cm/17.3"	98cm/38.6"	65cm/25.6"
XLarge	25045/*-XL	48cm/18.9"	102cm/40.2"	70cm/27.6"

Sit Sling

Junior Small	25030-JS	22cm/8.7"	56cm/22"	53cm/20.9"
Junior Medium	25030-JM	28cm/11"	63cm/24.8"	58cm/22.8"
Small	25030-S	35cm/13.8"	76cm/29.9"	62cm/24.4"
Medium	25030-M	40cm/15.7"	86cm/33.9"	62cm/24.4"
Large	25030-L	44cm/17.3"	98cm/38.6"	63cm/24.8"
XLarge	25030-XL	48cm/18.9"	102cm/40.2"	64cm/25.2"

Full Body Sling 25005/10

Small	25005-S	26cm/10.2"	76cm/29.9"	86cm/33.9"
Medium	25005-M	26cm/10.2"	85cm/33.5"	95cm/37.4"
Large	25005-L	34cm/13.4"	96cm/37.8"	95cm/37.4"
Extra Large	25005-XL	36cm/14.2"	105cm/41.3"	106cm/41.7"
Small	25010-S	31cm/12.2"	85cm/33.5"	90cm/35.4"
Medium	25010-M	40cm/15.8"	92cm/36.2"	91cm/35.8"
Large	25010-L	40cm/15.8"	98cm/38.6"	100cm/39.4"
XLarge	25010-XL	44cm/17.3"	105cm/41.3"	102cm/40.2"
XXLarge	25010-XXL	44cm/17.3"	111cm/43.7"	106cm/41.7"
XXXLarge	25010-XXXL	44cm/17.3"	118cm/46.5"	108cm/42.5"

Silhouette Sling 25015-20

Junior Small	25015/20-JS	18cm/7.1"	62cm/24.4"	64cm/25.2"
Junior Medium	25015/20-JM	22cm/8.7"	67cm/26.4"	71cm/28"
Small	25015/20-S	26cm/10.2"	77cm/30.3"	79cm/31.1"
Medium	25015/20-M	29cm/11.4"	87cm/34.2"	90cm/35.4"
Large	25015/20-L	35cm/13.8"	93cm/36.6"	96cm/37.8"
XLarge	25015/20-XL	40cm/15.8"	97cm/38.2"	106cm/41.8"

HUMAN CARE SWEDEN (HQ)

Årstaängsvägen 21B
117 43 Stockholm
Phone: +46 8 665 35 00
Fax: +46 8 665 35 10
info.se@humancaregroup.com

HUMAN CARE AUSTRALIA

Phone: +61 1300 132 736
Fax: +61 03 9645 4954
info.au@humancaregroup.com

HUMAN CARE NETHERLANDS

Phone: +31 577 412 171
Fax: +31 577 412 170
info.nl@humancaregroup.com

HUMAN CARE CANADA

Phone: 613.723.6734
Fax: 613.723.1058
info.ca@humancaregroup.com

HUMAN CARE UNITED STATES

Phone: 512.476.7199
Fax: 512.476.7190
info.us@humancaregroup.com



HUMAN CARE
Your Life. Your Way.



Sling Solutions
General Purpose Series

"We provide sling solutions to reduce injuries and make safe patient handling possible."