

# Roger™ Multimedia Hub

Hurtig guide

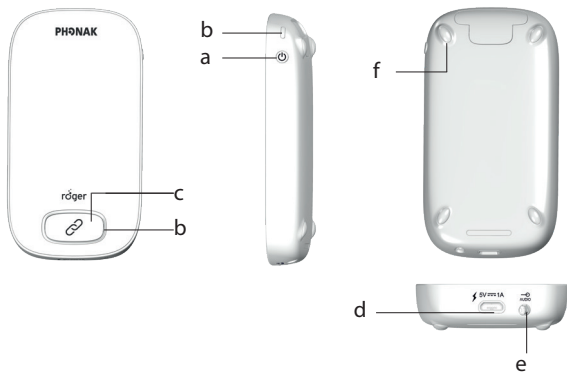


roger



**PHONAK**  
life is on

## Produktbeskrivelse



- a Av/På
- b Indikatorlys
- c **Koble til-**  
knapp
- d micro-USB
- e Jack 3.5 mm / 1/8"
- f Føtter

## Komponenter



Roger Multimedia Hub


Innhold kan variere fra land til land.

1

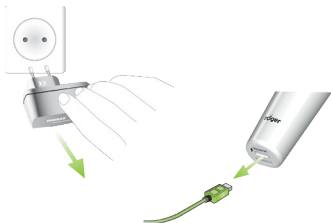



## Lading


A



B

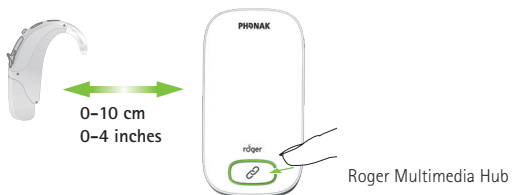


Slå av/På

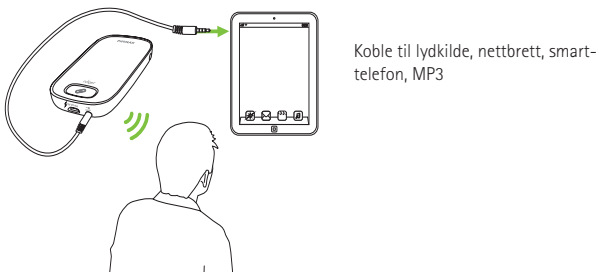


## Stand-alone bruk

A

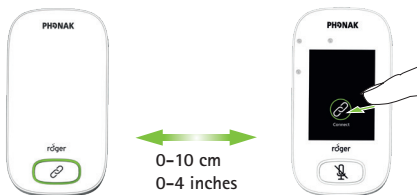


B

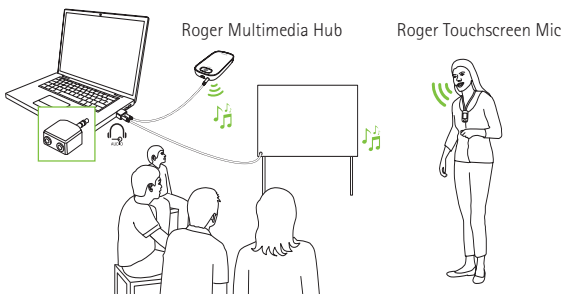


## Koble opp til whiteboard

A



B





Phonak Communications AG  
Laenggasse 17  
CH-3280 Murten  
Switzerland

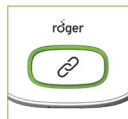
[www.phonak.com/phonak-roger](http://www.phonak.com/phonak-roger)







## Indikatorlys



Av/På



Lader



Fullt oppladet



Audio sendes



Kobler til



Tilkobling fungerer



Tilkobling mislykket

**Roger Multimedia Hub = Secondary**



Primær-mikrofon ikke tilgjengelig



## Indikatorlys



Av/På



Lader



Fullt oppladet



Slått på



Lad opp enheten



## Rekkevidde



Roger Touchscreen Mic

Roger Multimedia Hub



Rekkevidde opptil 20 meter





## Resetting





Kun Roger sendere som har software versjon 4.x er kompatibel med Roger Multimedia Hub.

---

Bruk:

0° to +45° Celsius

<95% fuktighet



>8 h



Kildesorteres som elektrisk avfall



CE marking



Class II



Indoor use



Viktig informasjon



ACMA - AUS/NZ

---

