

# DOMINO

PEOPLE

*Domino People enables to transport manual and electronic wheelchairs up to 400 kg. It is particularly suitable for public buildings such as municipalities, schools, hospitals, but also retirement homes, banks and condominiums.*





**DOMINO**  
PEOPLE





# DOMINO

PEOPLE

Thanks to the “Automatic” load management technology, the wheelchair is automatically tilted on the stairs, thus making transport easier and safer. In addition, the tracks are suitable for both indoor and outdoor surfaces, so it is possible to travel up and down stairs made of virtually any material, even with irregular steps and of different height.



No restriction on the height of the steps, since it is possible to travel even on irregular stairs.



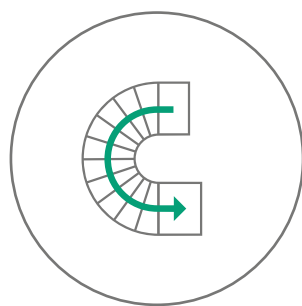


# DOMINO

PEOPLE

Thanks to the independent tracks and the advanced electronics it is also possible to go up and down spiral staircases.

The operator only needs to correct the trajectory by moving the joystick so as to adapt to the type of stairs in question.



The independent tracks with double electric motor guarantee maximum manoeuvring comfort even in narrow spaces.





It is possible to correct at any time the safety angle of the wheelchair preset by the electronics. This may be necessary to tackle particularly steep stairs or particularly heavy wheelchairs.

The control for the correct positioning of the wheelchair, both for Domino People and Domino People Slim, is always the operator's first task before continuing the journey on the stairs, when going up and down.



Simply press the "M" button on the control to set a new inclination of the wheelchair







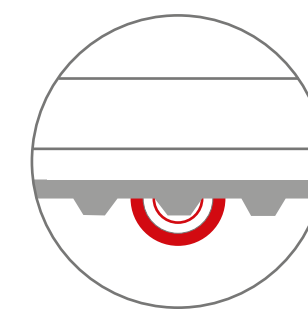
Maximum manoeuvrability.

# DOMINO

PEOPLE

Domino People gives the freedom to move on several types of staircases, both indoors and outdoors, whether straight or spiral, without ever having to get out of the wheelchair.

It is pushed from one step to another with puncture-resistant tyres and it adapts perfectly to steps of any height and shape.







Wheelchair always well-balanced and safe.

# DOMINO

PEOPLE

Feeling safe during transport on stairs also allows you to enjoy the most pleasant moments of the ride. Security and reliability are key components of Domino People and Domino People Slim





## TECHNICAL FEATURES





*Domino People has telescopic ramps to facilitate access of all types of wheelchair.*



Access to the load surface must always be in reverse.



The telescopic ramps are equipped with mechanical supports in the middle, in order to support heavy loads and have excellent durability over time.




Secure the wheelchair using the supplied straps and store the telescopic ramps in the appropriate housings.



It is possible to order a load surface with customised dimensions to better adapt to specific wheelchairs.

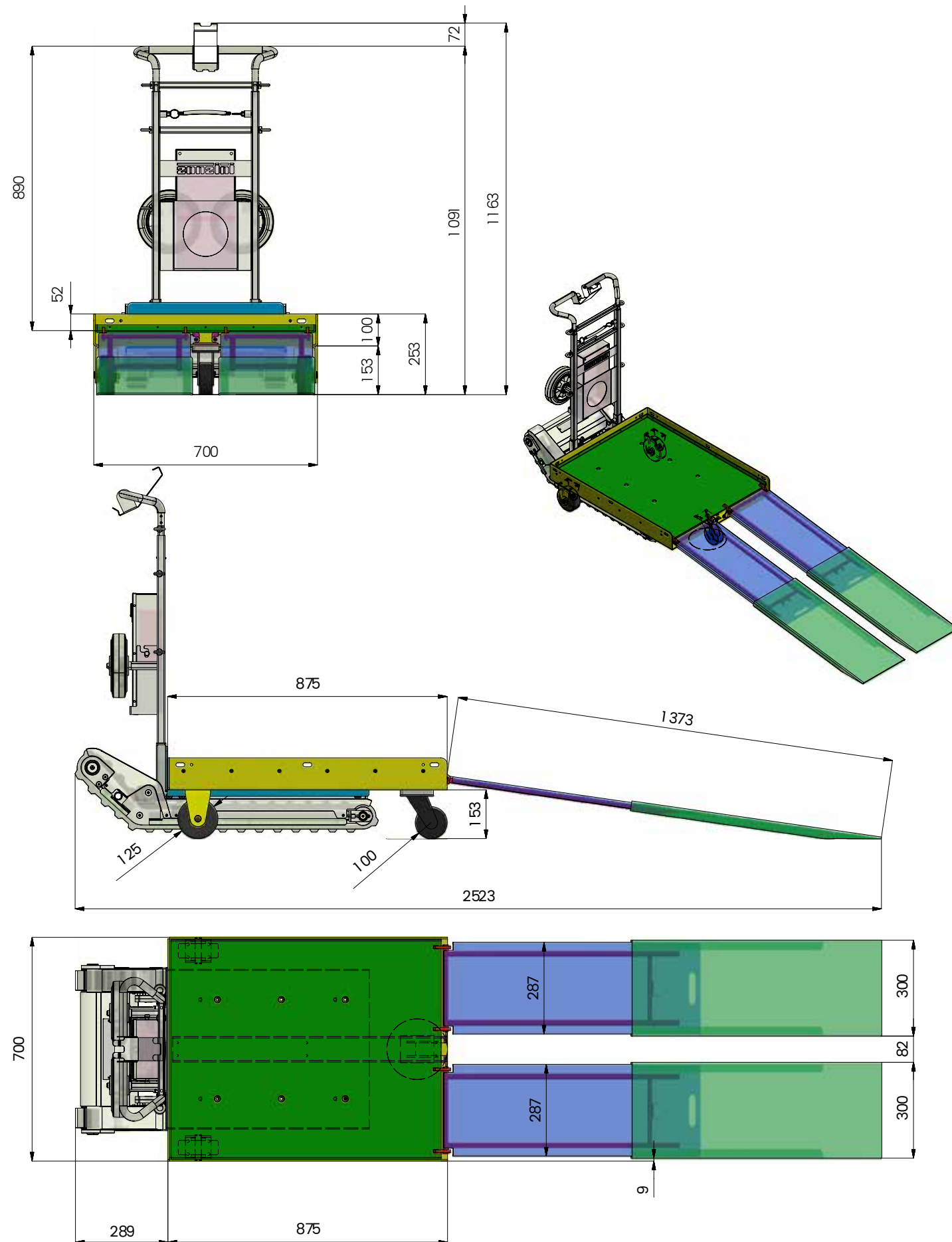




*When not working on stairs with the tracks, the three wheels with which Domino People and Domino People Slim are equipped always rest on the ground to facilitate movement from one step to another.*



## DIMENSIONS



## TECHNICAL DATA

**Total weight of the device:**  
130 Kg (battery included)

**Weight of the towing chassis devoid of the removable control handle:**  
62 Kg

**Weight of the detachable control handle without battery:**  
9,6 Kg

**Weight of the battery box:**  
16,5 Kg

**Maximum capacity:**  
400 Kg

**Minimum viable staircase width:**  
85 cm

**Minimum space for manoeuvre on the landing:**  
Refer to the graphs with the minimum dimensions shown in the catalogue

**Load surface tilting:**  
Automatic and Manual (double operating mode)

**Wheelchair loading platform:**  
Standard dimensions width 70 cm, depth 87.5 cm. Possibility of customisation for different needs.

**Movement on surface:**  
Manual, on sliding wheels/Motorised, by means of independent tracks

**Supply voltage:**  
24 V

**Charging voltage:**  
110-230 V

**Tracks speed:**  
4 metres per minute

**Autonomy with 1 charge:**  
about 300 steps

**Usage temperature:**  
from 5 to 40 °C

**Maximum permissible stairs inclination:**  
35°

**Irreversible gear motors by means of electromagnetic brake**

**Advanced electronics with soft start and proportional joystick**

**Independent track drive:**  
possibility of 360-degree rotation with the tracks

**Increased track section compared to traditional track stairlifts for greater grip and safety.**

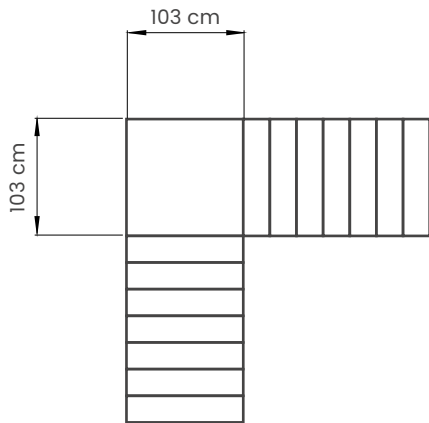
\* Zonzini Srl has the right to make changes and / or improvements to the products and / or components at any time, even without prior notice.



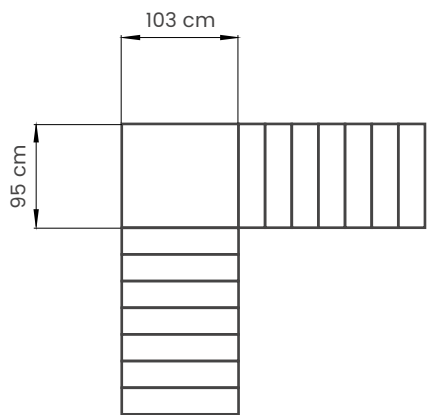
ROTATION ON LANDING

Trolley rotation space with wheelchair WITHOUT front footrests

1) Rotation with wheels:

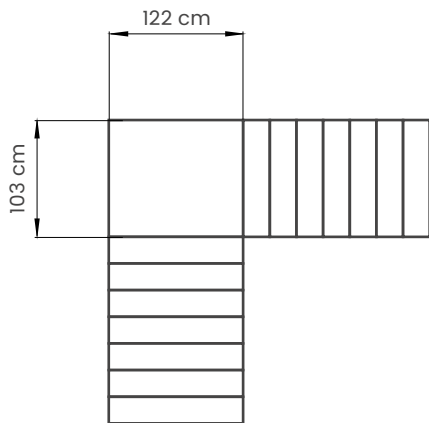


2) Rotation with tracks:


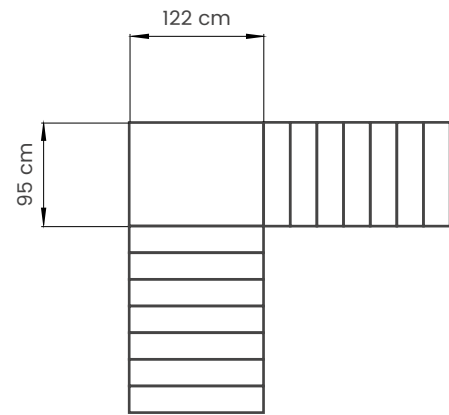


Trolley rotation space with wheelchair WITH front footrest\* (standard manual wheelchair)

1) Rotation with wheels:



2) Rotation with tracks:

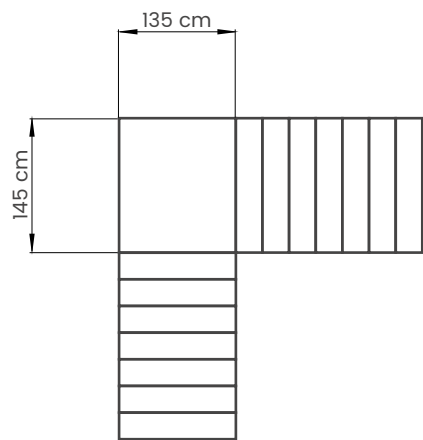


\* Manual standard wheelchair dimensions:  
length 106 cm  
width 63 cm  
The measurements are indicative only and not binding.

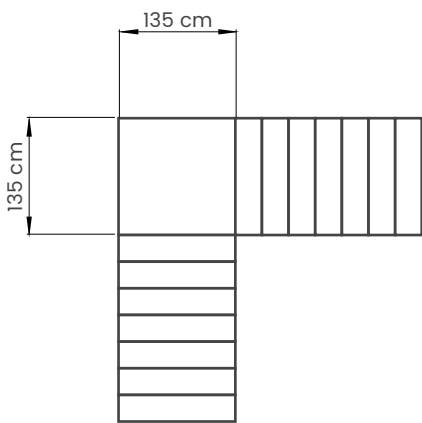
ROTATION ON LANDING

Trolley only rotation space WITHOUT wheelchair with standard loading platform\*

1) Rotation with wheels:



2) Rotation with tracks:



Trolley rotation space with wheelchair

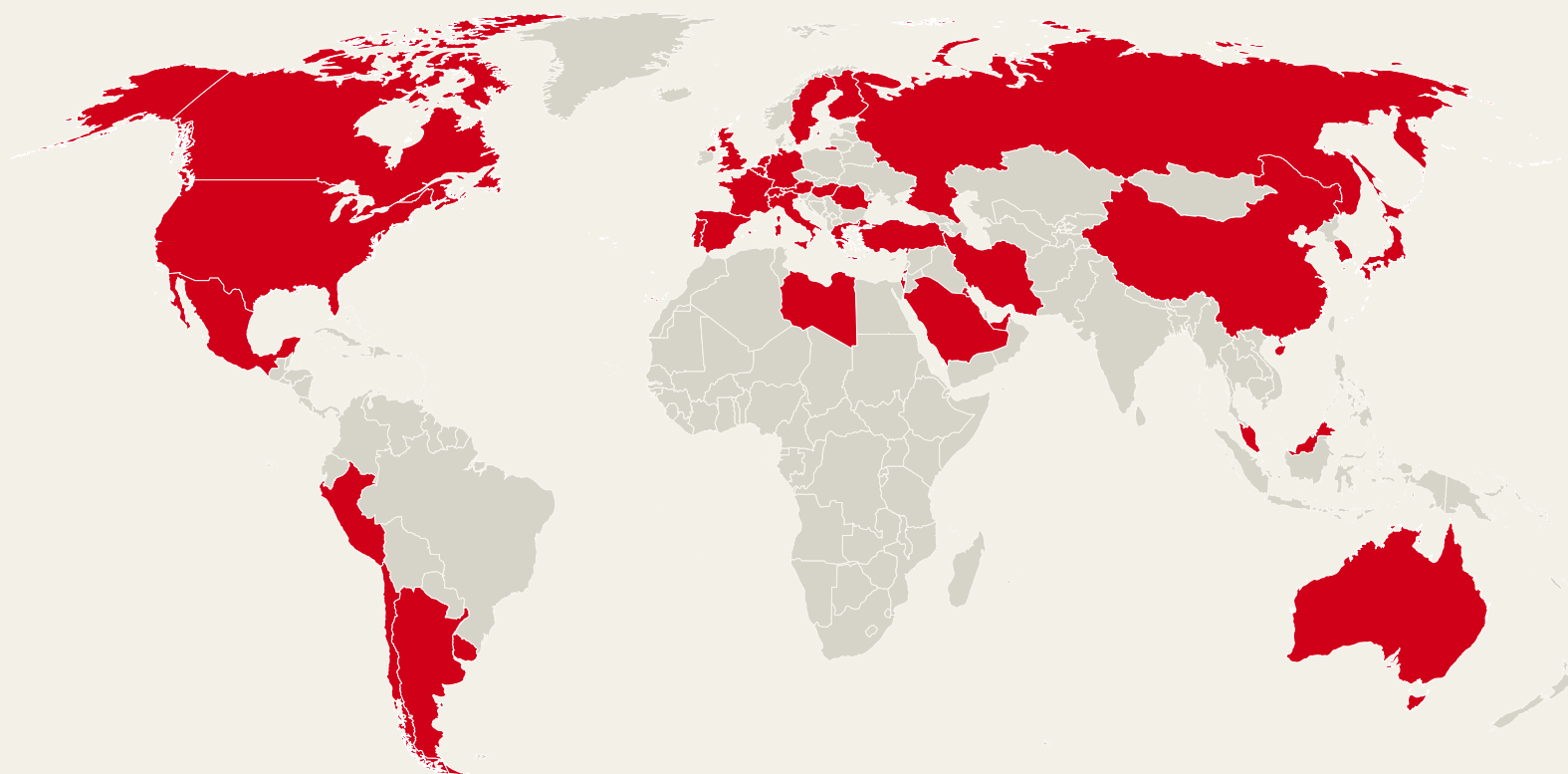
Not applicable due to the variety of models of electronic wheelchairs on the market.

\* Without wheelchair with standard loading platform dimensions:  
length 70 cm  
depth 88 cm  
The measurements are indicative only and not binding.



# WE OPERATE WORLDWIDE

*We operate internationally with more than 30 countries that have chosen us as a reference for high quality products.*



**www. zonzini.us**



**ZONZINI SRL**  
Via Don Luigi Sturzo 8, Z.I.  
37052 Casaleone, Verona - Italy  
Tel. +39 0442 33 04 21  
Fax +39 0442 33 24 06  
E-mail: [info@zonzini.it](mailto:info@zonzini.it)





# DOMINO

PEOPLE

**zonzini®**

STAIRCLIMBERS

Release 2018