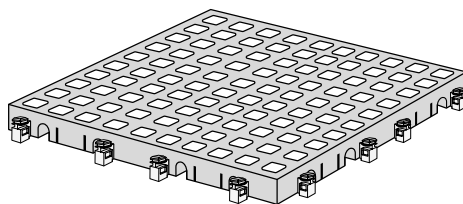
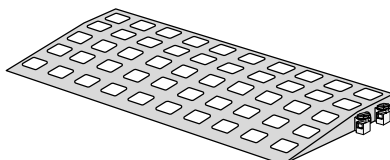


SHOWER KIT 3

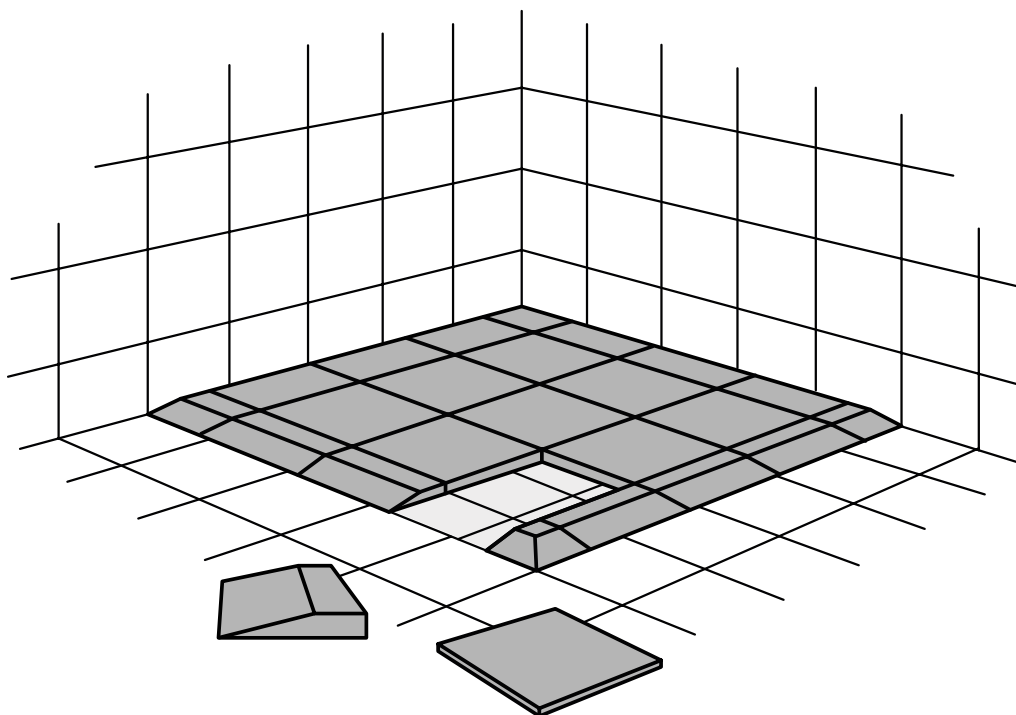
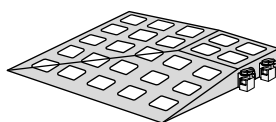
Tiles: 16 pcs.
Width: 25 x 25 cm
Height: 18 mm



Ramps: 8 pcs.
Width: 13,7 x 25 cm
Height: 18 mm



Corner ramp: 1 pcs.
Width: 13,7 x 13,7 cm
Height: 18 mm



USE ONLY FOR SHOWERS UP TO 100X100 CM.
FOR BIGGER SHOWERS, USE TWO KIT 1'S.

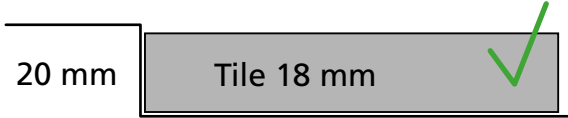
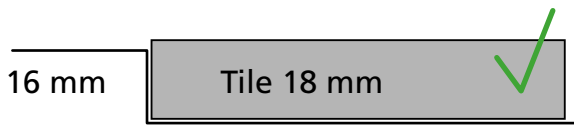
ALWAYS FILL UP THE WHOLE SHOWER AREA TO AVOID ACCIDENTS.

CE Danish Design Pat. Pend. and produced
in Denmark by Excellent Systems A/S

Keep Up AS
ramper.no
post@ramper.no
22060800

IMPORTANT GUIDELINES

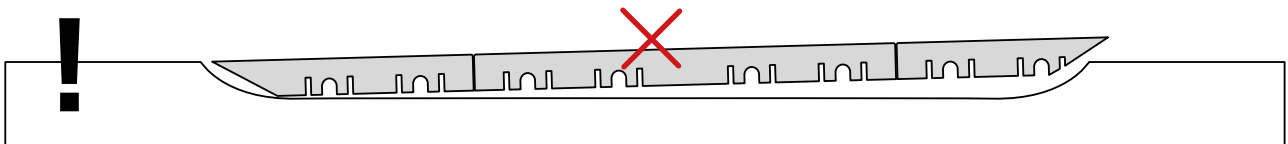
Maximum height difference from tray edge or tiles to shower area: 2 mm



Always fit the tiles close to the edge to avoid undue movement:

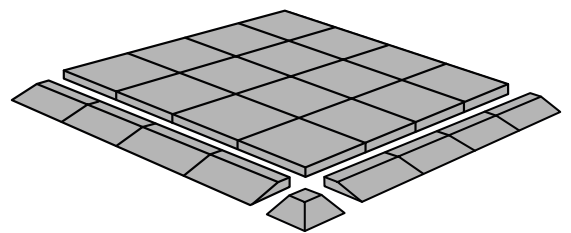
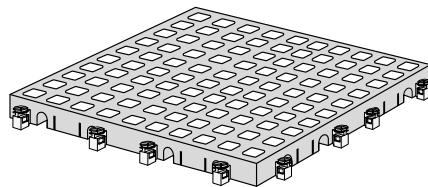


To avoid accidents, we kindly recommend you do not use a Shower KIT, if the edges of the tray are rounded excessively as illustrated:

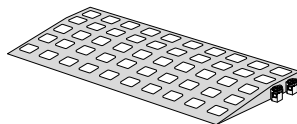


SHOWER KIT 3 CONTENT

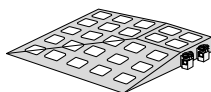
Tiles: 16 pcs.
Width: 25 x 25 cm
Height: 18 mm



Ramps: 8 pcs.
Width: 13,7 x 25 cm
Height: 18 mm

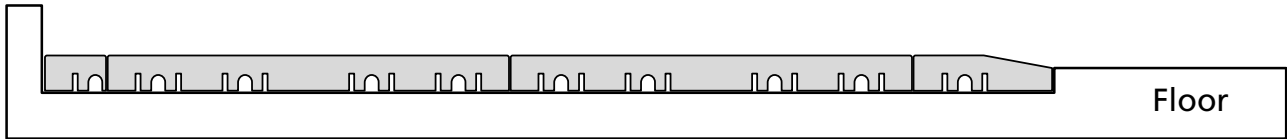


Corner ramps: 1 pcs.
Width: 13,7 x 13,7 cm
Height: 18 mm

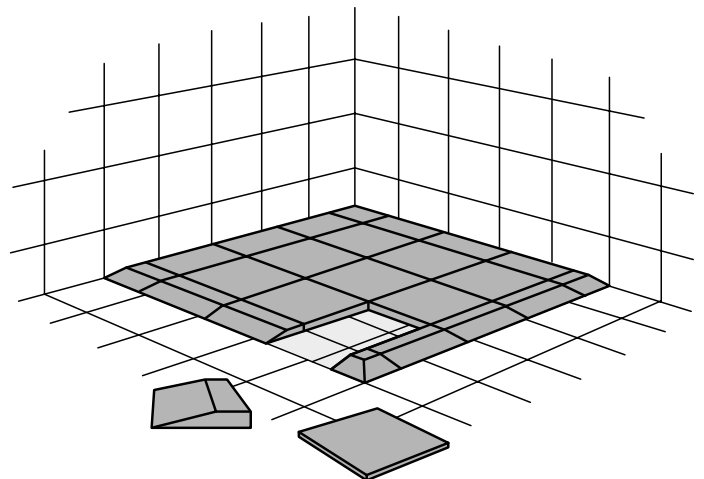
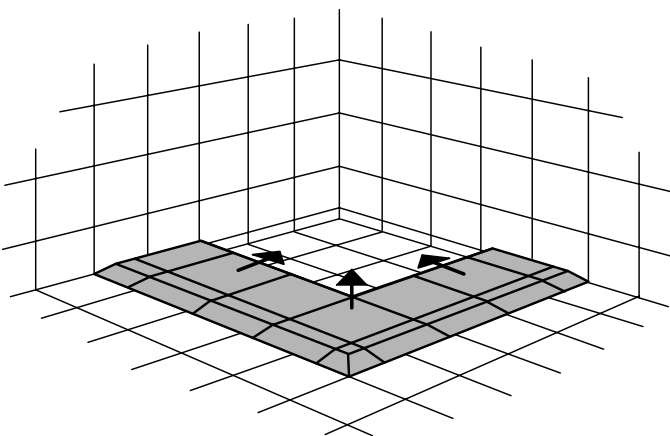
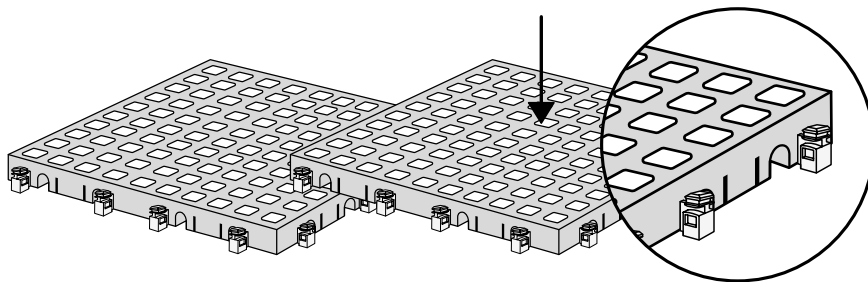
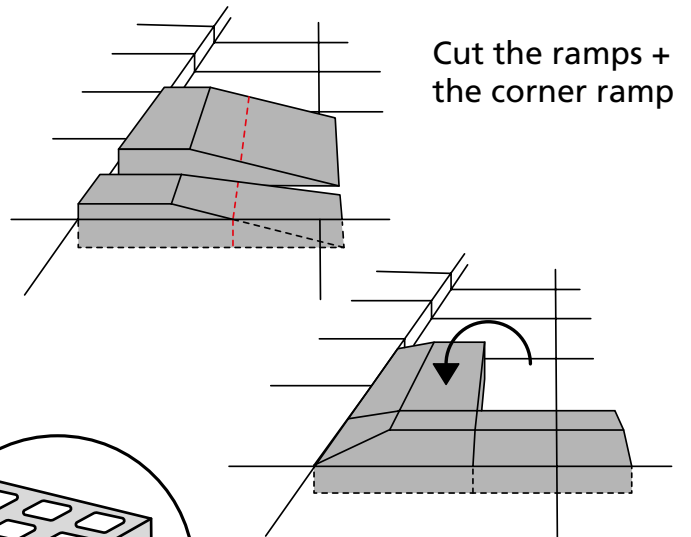
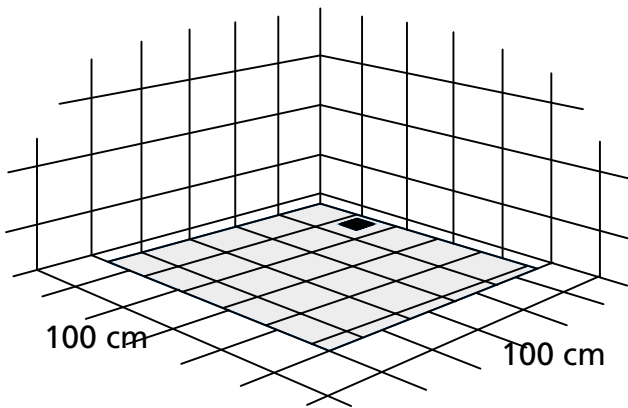


Keep Up AS
ramper.no
post@ramper.no
22060800

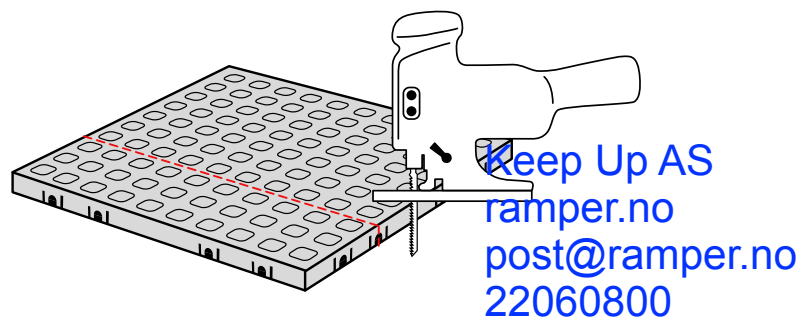
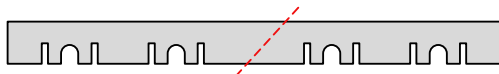
SHOWER KIT 3 INSTALLATION



Use Shower KIT 3, if the shower recess area is more than 2 mm lower than the tiles, and has an open corner.

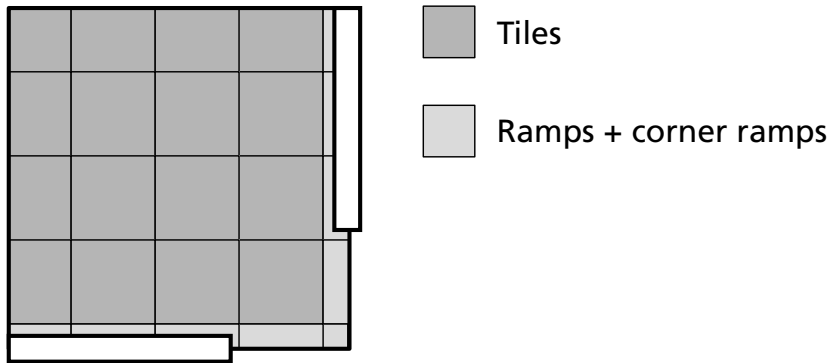


Should fitting become necessary, it can be done with an ordinary jigsaw.



OTHER SOLUTIONS

Shower area with walls and a corner entry.



CLEANING OF SHOWER KIT

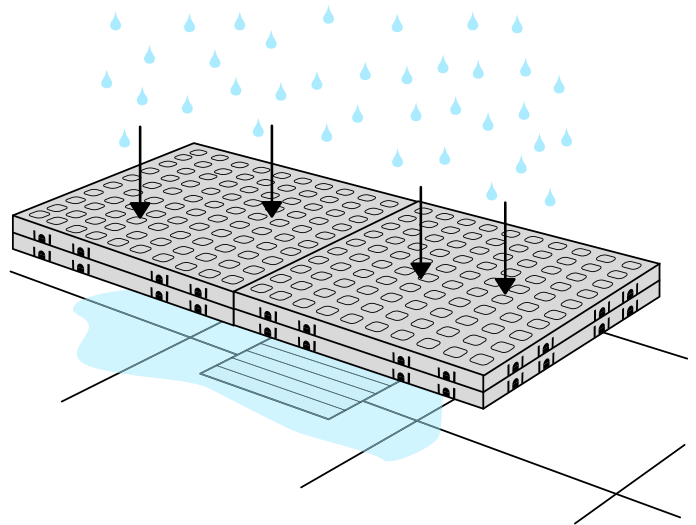
The surface of the tiles and ramps have no pores and as such cannot absorb bacteria. Water and soap can easily exit, through the holes in the tiles. The tiles also tolerate all types of conventional cleaning agents.

The tiles in the shower can easily be lifted and rinsed, whilst providing access to the floor of the shower which can be cleaned as normal.

For an even more thorough clean, the tiles can be put into a dishwasher, and washed on a disinfection and descaling programme.

They also tolerate autoclaving (+130° C) to be sterilized.

See more at www.excellent-kit.com



Keep Up AS
ramper.no
post@ramper.no
22060800