

ARJOHUNTLEIGH

GETINGE GROUP

MAXI SKY 2

**A COMPLETE PATIENT
HANDLING SYSTEM**



...with people in mind



ENHANCING CARE WORLDWIDE

With over 50 years' experience of serving healthcare, ArjoHuntleigh is dedicated to increasing the quality and efficiency of care.

ArjoHuntleigh is a global group that provides solutions and systems to improve comfort and safety in acute and long-term care environments.

Our philosophy and practical approach is symbolized in the Positive Eight, a dynamic model for care enhancement based on promoting patient mobility.

We provide complete solutions for the care process through services such as facility planning, training, technical support, clinical assessments and consulting.

Our role is to help care facilities secure the optimum conditions for a safe working environment and high-quality care.

A COMPLETE PATIENT HANDLING SYSTEM

Maxi Sky 2™ is a ceiling lift in the continuously developing *Maxi Sky* range. The lift combines with a KWIKtrak™ layout to provide a complete, optimized patient handling system.

Maxi Sky 2 benefits patients and residents, as they can be lifted, transferred, turned and repositioned in a safe and more dignified way.

The easy-to-operate system eliminates manual lifting and offers the Dynamic Positioning System (DPS) or Powered DPS for effortless and precise patient positioning in beds and wheelchairs when using clip slings.

Flexible Safe Working Load

The SWL can be adjusted to 272 kg (600 lbs), 200 kg (440 lbs) or 120 kg (265 lbs) to suit the structure of your care facility.

Fast on-site servicing

Easy access to internal components enables fast on-site servicing and maintenance – minimizing downtime and reducing operating costs.

Simple plug-in upgrades

When your facility needs change, *Maxi Sky 2* is designed for simple on-site upgrades, such as adding Powered DPS, Infrared Remote (IR) and the Enhanced Charging System (ECS).

Highly reliable and always ready to use, this efficient system will enhance the comfort and safety of caregivers and patients in your care environment.



Benefits for the carer

- Easier turning and repositioning
- Safe and easy to use without stress and strain
- Greater options for customization and flexibility

Benefits for the patient

- Safe and dignified transfers
- Minimize the risk of injury
- Relaxed patients due to smoother transfers





- 1 Handset control**
The ergonomically designed IPX7-approved handset features high-durability push buttons for a long service life.
- 2 Precise positioning**
Powered DPS controls are included on the handset for easy and precise patient positioning.
- 3 Always available**
Press the Return button to send the lift back to its charging point after use. This ensures the lift is always ready to use when needed.
- 4 Access information**
Press the “i” button to access the usage data and self-diagnosis display.

KEY FEATURES

5 Usage data and self-diagnosis

The colour display provides information on battery status and smart self-diagnosis for efficient maintenance and troubleshooting.



Battery status

The battery status of *Maxi Sky 2* is displayed each time the lift is activated.



Maintenance codes

The capital letter shown with the wrench indicates the type of maintenance required.



Warning messages

A warning message appears with a code number to indicate the specific issue.



You can also access statistics regarding total lifts, lifts performed the previous day or week, average lifts per day, as well as hours of use, lifts exceeding weight limits and over duty cycles.

6 Quick Connect

In just three simple steps, Quick Connect allows the caregiver to switch easily between the spreader bars in our complete range to meet each patient's specific care needs.



ACCESSORIES FOR OPTIMIZED CARE

Our comprehensive range of spreader bars provides care facilities with tailored solutions for different patient requirements. ArjoHuntleigh loop and clip slings fit applicable 2-point spreader bars or 4-point Dynamic Positioning System (DPS) spreader bars. All spreader bars have a Safe Working Load of 272 kg (600 lbs).

For loop slings

The loop spreader bars feature spring-loaded latches to ensure safe application and removal of slings.

For stretchers

The stretcher frame supports various types of stretchers.

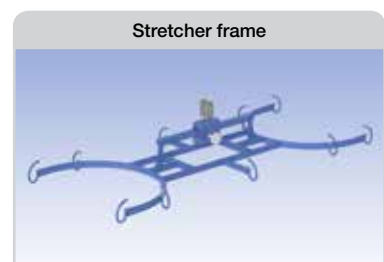
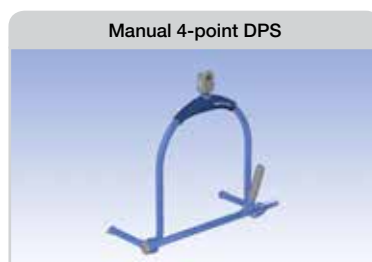


For clip slings

DPS spreader bars provide a safe, comfortable sling position for the patient during transfers and make repositioning tasks easier for the caregiver.

Weigh patients efficiently

The Class III-approved electronic scale, part of the Quick Connect system, allows patients to be weighed easily and efficiently during transfers.

Powered DPS spreader bars enhance DPS benefits by providing powered assistance to improve the precision and ease of patient repositioning.



FULL RANGE OF SLINGS

ArjoHuntleigh offers a complete range of clip and loop slings to provide comprehensive solutions for transfers, repositioning and rehabilitation.

Clip slings include standard Padded and Unpadded Slings, Special Purpose Slings for toileting, Mesh Slings for bathing and showering, and solutions for single and double amputees.

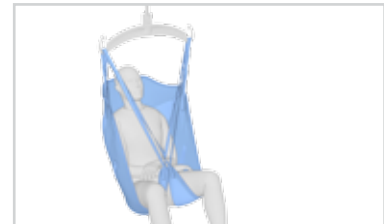
Flites

Flites are patient-specific slings that offer protection against the risks associated with cross infection.

Tailor Made Sling Service

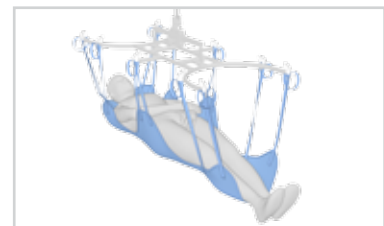
ArjoHuntleigh has the expertise to modify all aspects of its slings to create the optimum sling for a particular patient.

The broad spectrum of sizes and sling types means the ceiling lift can always be used with the optimum sling for the patient's comfort and safety.



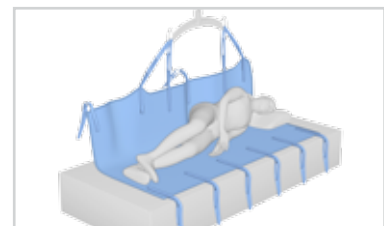
Sitting transfers

Patient-Specific Slings (Flites), General Purpose Slings, Quick-fit Slings, Hammock Slings, Toilet Slings, Pediatric Slings, Bariatric Slings, Amputee Slings, Tailor Made Slings



Lateral transfers

Patient-Specific Slings (Flites), Soft Stretcher Slings



Repositioning

Repositioning Slings



Rehabilitation

Walking Jacket





SUPPORTING A TOTAL CEILING LIFT CONCEPT

KWIKtrak provides optimized track solutions for *Maxi Sky 2*. This flexible system covers all layout requirements, and solutions are available for every type of ceiling.

KWIKtrak includes tracks, curves, X-Y traverse systems, gates, turntables, exchangers and attachment products – modular components that can be combined to create the ideal layout for your specific needs.

A *KWIKtrak* layout can be configured to fully integrate *Maxi Sky 2* with the care environment in a way that saves valuable space.

Full room coverage

The X-Y system allows full room coverage and can be installed in various ways, including solutions such as embedded track and wall mounting.

The Universal X-Y Trolley also allows for a "gap" in the track for a curtain to pass through.

Embedded solutions

Embedded *KWIKtrak* is mounted into the ceiling, which enables a more discreet look, as well as increasing the lifting stroke.

Enhanced Charging System (ECS)

This system ensures the lift is always ready for use, as the batteries are continuously charged wherever the lift is on the track.

Mirror strip kit

The strip is easily attached to the track and reflects the surroundings, allowing the track to blend into the environment.

Fast installation

The modular component concept of *KWIKtrak*, especially the patented track bracket, means the system's installation procedure is very fast compared to conventional methods.



Wall mounted X-Y system



Embedded KWIKtrak



Mirror strip



KWIKtrak bracket



	180	140	90	90 embedded
Height(mm):	180	140	90	90 embedded
Length(m):	2.5, 3.5, 4.0, 4.5, 5.0, 5.5, 6.0, 8.0	2.5, 3.0, 3.5, 4.0	2.0, 3.0, 4.0, 6.0	2.0, 3.0, 4.0
Curve (°):	N/A	45°, 90°	45°, 90°	45°, 90°



KWIKTRAK SOLUTIONS



Solutions for every layout

A variety of ceiling and wall-mounted track installation alternatives offer flexibility and a quicker, easier process for installing a customized, and aesthetically pleasing, ceiling lift system.



KWIKtrak curves

The *KWIKtrak* 90 mm track profile is available in 45° and 90° degrees – both compatible with ECS. Perfect profile symmetry means there are no curve bending deformities.



Curtain pass through

Curtains can pass through a “gap” in the track, which improves options for maintaining patient privacy and dignity.



Semi-permanent solution

KWIKtrak can also be assembled as a freestanding Semi-Permanent Rack, both as a single track or X-Y system for full room coverage.

A range of junctions is available to link together the various sections of the layout.



Gate

This connects a fixed track to an X-Y traverse system.



Exchanger

This lateral switcher allows the lift to move from one track to another.



Turntable

A turntable enables the lift to switch route in a multi-directional track system.


TYPICAL INSTALLATION LAYOUTS



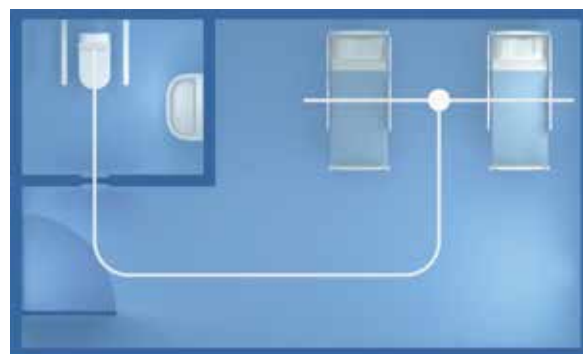
A straight track intended for transfers between bed and wheelchair.



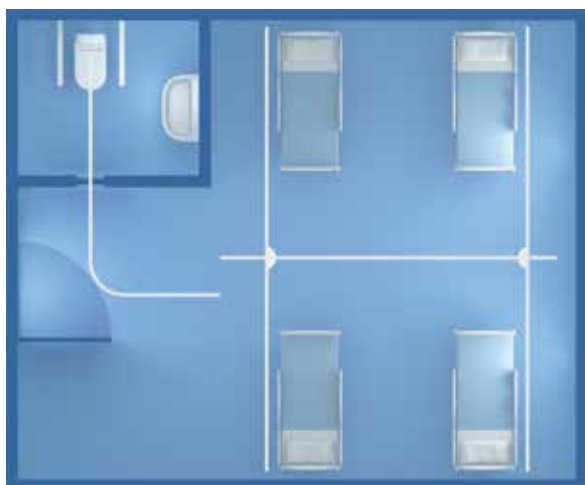
A straight track for two-bed coverage.




Two fixed-angled tracks over the beds connect to an exchanger, which links to a curved track section for toilet access.



Two fixed tracks over the beds connect to a turntable and curved track section to provide access for toileting.



An X-Y traverse system combined with a gate creates a convenient solution for bedroom coverage and toilet access.



A single U-shaped track provides good coverage in a multiple-bed care environment.

PRODUCT SPECIFICATIONS

General	
Weight complete (Four-function model)	27 lbs (12.3 kg)
Weight complete (Two-function model)	26 lbs (11.6 kg)
Lifting capacity	265 lbs (120 kg), 440 lbs (200 kg), 600 lbs (272 kg)
Strap length	98.4" (2500 mm)
Lifting speed	2.0" (5.1 cm/sec) without load 1.7" (4.2 cm/sec) at 265 lb (120 kg) 1.5" (3.8 cm/sec) at 440 lb (200 kg) 1.3" (3.3 cm/sec) at 600 lb (272 kg)
Maximum stroke (from ceiling)	90.6" (2300 mm)
Horizontal displacement speeds	4", 6" and 8" (10, 15 and 20 cm/sec)
Electrical	
Noise level for either raising or lowering	24 VDC 15 A max. 61 dBA max. (with or without load)
Medical equipment	Type BF protection against electrical shock in accordance with IEC60601-1
Battery type	Sealed rechargeable valve regulated lead acid battery
Degree of protection – Hand control	IPX7
Degree of protection – Lift	IP24
Battery Charger input	100-240 VAC 50-60 Hz
Battery Charger output	28.1 VDC 1 A max
Battery Charger safety protection	Class 2, double insulated
Approvals	TüV, CSA No 601.1, UL No 2601-1 certifications CE marked / ISO 10535: 2006

Mobility Gallery

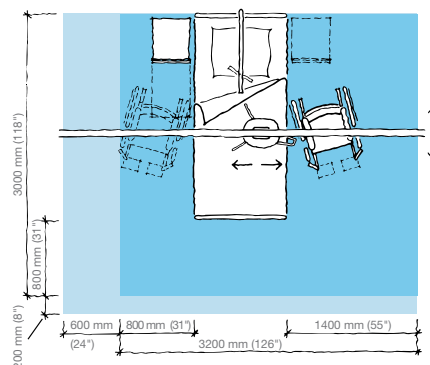
Suitable for Doris and Emma.



D Doris, who has no capacity to support herself.
E Emma, who is almost completely bedridden and totally dependant.

Please contact ArjoHuntleigh for further information on the Mobility Gallery™.

Space Requirement



- Blue area shows the minimum working area required for the staff to be able to use the mechanical aids in an ergonomic way from one side.
- Light blue area shows required extension of working area to facilitate activities from either side to provide adequate access.

ARJOHUNTLEIGH

GETINGE GROUP

GETINGE GROUP is a leading global provider of products and systems that contribute to quality enhancement and cost efficiency within healthcare and life sciences. We operate under the three brands of ArjoHuntleigh, GETINGE and MAQUET. ArjoHuntleigh focuses on patient mobility and wound management solutions. GETINGE provides solutions for infection control within healthcare and contamination prevention within life sciences. MAQUET specializes in solutions, therapies and products for surgical interventions and intensive care.

Only ArjoHuntleigh designed parts, which are designed specifically for the purpose, should be used on the equipment and products supplied by ArjoHuntleigh. As our policy is one of continuous development we reserve the right to modify designs and specifications without prior notice.

® and ™ are trademarks belonging to the ArjoHuntleigh group of companies.
© ArjoHuntleigh, 2013.

www.ArjoHuntleigh.com

ArjoHuntleigh AB
Verkstadsvägen 5
SE-241 21 Eslöv
SWEDEN
Phone: +46 413 645 00
Fax: +46 413 645 63

