



## Invacare® **Sonnet Basic**

---



*Users Manual GB*

**Invacare EC-Høng AIS**  
**Ident. no.: 1427681**  
**Version 02 09.2002**

# Manual for Invacare<sup>®</sup> Sonnet Basic

This bedside table is developed for the home care sector and for hospitals. The bedside table contains a number of functions and qualities, which are specially designed for these health care sections.




Fig. 1

How to mount the telescopic pipe at the U-frame:

Lead the two screws with washer and distance piece through the U-frame and tighten the screws in the telescopic pipe. See fig. 1 and fig. 2.

Use the Allen key to adjust the screws.

Mount the thumbscrew loosely.

Mount the four wheels at the U-frame with an adjustable wrench. Place the bottom part on the wheels.



Fig. 2

It is now possible to mount the top of the table. The table top is mounted with the upper part of the telescopic pipe.

Connect the two parts of the telescopic pipe and tighten the thumbscrew when the top of the table is in the desired height. See fig. 3.



Fig. 3

Push the handle under the tabletop in order to release the adjusting plate.

Rotate the tabletop 180°.

Let go of the handle and turn the tabletop until the locking pin is engaged. See fig. 3

# Manual for Invacare® Sonnet Basic

---




Fig. 4

Mount the side table by leading the pipe into the pipe above the handle. Push it to the bottom and turn it, until its in gear. See fig. 4.



Fig. 5

Use only regular household detergents. Use a sponge or a soft brush to wash the bedside table.

Never use acids, alkalines or solvents such as acetone or cellulose thinner.

The demountable plastic parts can be cleaned under rinsing water and in an automatic dishwasher.

The bedside table does not tolerate cleaning in water-jet based cleaning equipment.

None of the moving parts of the bedside table requires lubricating; they only have to be clean in order to function satisfactorily.




Fig. 6

The Invacare® Sonnet Combi must be stored in a room with a humidity of 10 – 80% and with temperature of 0 – 50°.

The storing room must be frost-proof.

During transport must the additional plate be placed in bottom position. The closet door and drawers must be closed.



## Customer Sales and Service

---

### INVACARE A/S

Sdr. Ringvej 39  
DK-2605 Brøndby  
Phone: +45 36 90 00 00  
Fax: +45 36 90 00 01  
[www.invacare.dk](http://www.invacare.dk)

### INVACARE AB

Fagerstagatan 9 / Box 66  
S-163 91 Spånga  
Phone: +46 8 761 70 90  
Fax: +46 8 761 81 08  
[www.invacare.se](http://www.invacare.se)

### INVACARE AS

Grensesvingen 9  
P.O. Box 6230 / Etterstad  
N-0603 Oslo  
Phone: +47 22 57 95 00  
Fax: +47 22 57 95 01  
[www.invacare.no](http://www.invacare.no)

### INVACARE S.A.

Cl Areny s/n  
Pol.industrial de Celrà  
17460 Celrà (Girona-Spain)  
Tel: +34 972 493200  
Fax: +34 972 493220

### INVACARE N.V.

Autobaan 14  
B-8210 Loppem, Brügge  
Phone: +32 50 83 10 10  
Fax: +32 50 83 10 11  
[www.invacare.be](http://www.invacare.be)

### INVACARE B.V.

Celsiusstraat 46  
NL-6716 BZ Ede  
Phone: +31 318 69 5 757  
Fax: +31 318 69 5 758  
[www.invacare.nl](http://www.invacare.nl)

### INVACARE Deutschland GmbH

Kleiststraße 49  
D-32457 Porta Westfalica  
Phone: +49 (0) 57 31 / 754-0  
Fax: +49 (0) 57 31 / 754-52 191  
[www.invacare.de](http://www.invacare.de)

### INVACARE Lda

Senhora de Campanhã 105  
4369-001 Porto  
Phone: +351 22 510 59 46/47  
Fax: +351 22 510 57 39

### INVACARE Poirier S.A.S

La Perrée  
Route de St Roch (RD 36)  
F-37230 Fondettes  
Phone: +33 2 47 62 64 66  
Fax: +33 2 47 42 12 24  
[www.invacare.fr](http://www.invacare.fr)

### INVACARE MECCSAN S.R.L.

Via dei Pini 62  
I-36016 Thiene (VI)  
Phone: +39 0445 380059  
Fax: +39 0445 380034

### INVACARE LTD

South Road  
Bridgend Industrial Estate  
UK-Bridgend, CF31 3PY  
Phone: +44 1 656 664 321  
Fax: +44 1 656 667 532

Manufacturer:

### INVACARE EC-Høng A/S

Østergade 3  
DK-4270 Høng  
[www.invacarebeds.dk](http://www.invacarebeds.dk)

*Invacare® EC-Høng A/S*  
*Ident. no.: 1427681*  
*Version 02 09. 2002*



QUALITY SYSTEM  
DS/EN ISO 9001  
DS/EN ISO 13485